





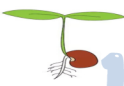









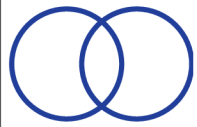



Focus Story

Jack and the Beanstalk



April

Sunday	Monday	Tuesday	Wednesday	Thursday	Friday	Saturday
<p>Tricky letters B vs D P vs R E vs F M vs W O vs Q Y vs V</p> <p>Focus numbers 2 yr olds: 1 to 10 3 yr olds: 1 to 20 4 yr olds: 1 to 30</p>	<p>Math Use triangles, squares, circles, and rectangles to build a beanstalk.</p> <p>PK4 Which 2 shapes can you put together to make a square? Which 2 shapes make a rectangle?</p>	<p>Show & Tell</p>  <p>Bring in a hat you wear in the spring.</p>	<p>Concept of Print</p>  <p>Identify where reading begins on a page (first word)</p>	<p>Science Objective Plants!</p> <p>Name and draw the basic parts of a plant</p>	<p>Fun Friday Have fun drawing with the color green! Draw 3 to 5 green leaves</p> 	<p>Social Science Discuss how to take care of your belongings and your community.</p>
<p>Sun - Sat Before bedtime Read with your child: 2yr - 10 minutes 3yr - 15 minutes 4yr - 20 minutes</p> <p>Ask questions about what you have read.</p>	<p>Geometry Describe the position of the parts of the flowers you created.</p> <p>(beside, above, below, under, over, top and bottom).</p>	<p>Show & Tell Bring in a fresh or artificial yellow flower to make a class bouquet.</p> 	<p>Concept of Print</p>  <p>Identify where reading ends on a page (last word)</p>	<p>Science</p>  <p>What do plants need to grow? Make a list or draw pictures of what plants need</p>	<p>Fun Friday Have fun planting a bean! Name and gather the materials you will need.</p> 	<p>Social Growth Take a stroll around your neighborhood. Discuss everything you see all around!</p> 
<p>Sun - Sat Before bedtime Read with your child: 2yr - 10 minutes 3yr - 15 minutes 4yr - 20 minutes</p> <p>Ask questions about what you have read.</p>	<p>Math Sort concrete objects that are triangle and rectangle into 2 groups. Make and AB AB pattern or an AAB AAB pattern.</p>	<p>Show & Tell</p>  <p>Bring in a drawing of a yellow flower</p>	<p>Concept of Print</p>  <p>Draw parts of the flower that start with letter sound R, S, L, or F (root, stem, leaves, flower)</p>	<p>Science Exploring the sights and sounds of weather! Draw a picture of the weather conditions</p>	<p>Shapes Use circles, triangles, ovals, and rectangles to create a flower or a bouquet of flowers How many shapes did you use?</p>	<p>Social Growth Practice wiping and washing your face. Draw a picture of what you used to clean your face.</p>
<p>Sun - Sat Before bedtime Read with your child: 2yr - 10 minutes 3yr - 15 minutes 4yr - 20 minutes</p> <p>Ask questions about what you have read.</p>	<p>Geometry Name the shape. How many sides? What color is it?</p>  <p>Draw a picture of the earth. What shape is it?</p>	<p>Show & Tell</p>  <p>Draw a picture of spring weather or a picture of what you did over spring break.</p>	<p>Concept of Print</p>  <p>Identify the parts of a book. Ask your child to point to a picture. Now, point to text.</p>	<p>Social Science PICTURE DAY NORFOLK Identify how plants and people are the same and different.</p>	<p>Fun Friday PICTURE DAY DUMFRIES Nature walk! Pointing out the signs of Spring! Draw a picture of the weather</p> 	<p>Social Growth Practice recognizing yourself as a unique person and respecting the differences of others.</p>
<p>Sun - Sat Before bedtime Read with your child: 2yr - 10 minutes 3yr - 15 minutes 4yr - 20 minutes</p> <p>Ask questions about what you have read.</p>	<p>Math Practice counting forward 2 yr olds: 1 to 10 3 yr olds: 1 to 20 4 yr olds: 1 to 30 Practice counting backward 2 yr olds: 5 to 1 3&4 yr olds: 10 to 1</p>	<p>Show & Tell Bring in food that comes from a plant.</p> 	<p>Concept of Print</p>  <p>Explain the purpose of the title of a book.</p>	<p>Social Science Compare yourself to a plant</p> 	<p>Fun Food Friday Making a salad with food from the Earth. Name the ingredients. Bring in a fruit or vegetable to make a salad in class.</p> 	<p>Social Growth Practice wiping and washing your face. What did you use to wash your face?</p>

POWERED BY



BLUE RIBBON
RESULTS ACADEMY
Brain Based Learning